

About 360 Capital Mortgage REIT

The 360 Capital Mortgage REIT (ASX:TCF) provides investors access to credit opportunities secured by Australian real estate assets. TCF aims to deliver regular monthly income to investors through disciplined asset selection and risk analysis. TCF is managed by 360 Capital Group (ASX:TGP), a specialist real estate fund manager with over 18-years experience, having undertaken over \$6 billion of corporate, direct and credit real estate transactions across Australia and New Zealand.

Highlights

Unit Price / Unit NAV¹

Unit Price	\$6.50
Unit NAV	\$5.941

Net Return² (% p.a.) on NAV

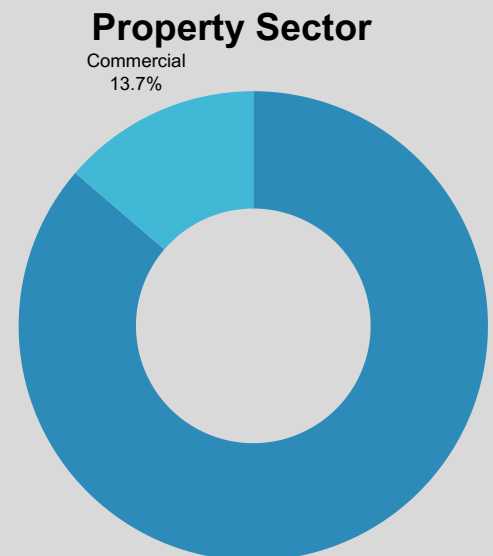
12 month	9.78%
Annualised 1 month	9.62%

Distribution (% p.a.) on NAV

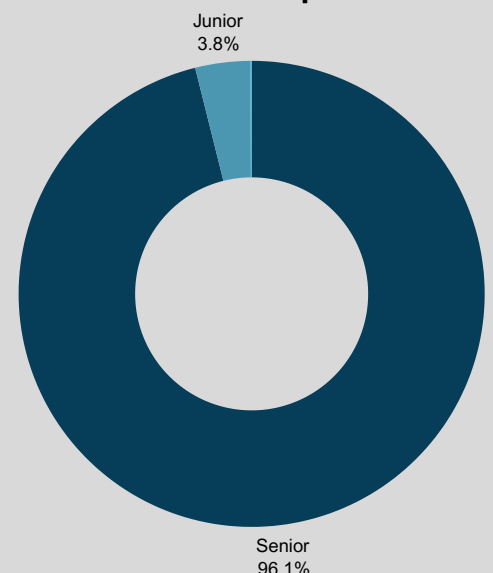
12 month	10.14%
Annualised current month	10.24%
Distribution (¢ per unit)	5.0000
Forecast FY25 distribution ¹⁰	10.44%

Key Information

Target return	RBA cash rate +4.0% p.a. (net) ³
Distribution frequency	Monthly ⁴
NAV pricing	Monthly
S&P Global Industry Classification Standard (GICS)	40204010 Mortgage Real Estate Investment Trust



Portfolio Composition



69.8%
Portfolio LVR⁵

7
Loans

5 months
Term to Maturity⁶

96.1%
Senior Loans

11.8%
Weighted Avg.
Interest Rate

360 CAPITAL MORTGAGE REIT (ASX:TCF)

PERFORMANCE UPDATE - APRIL 2025



Distributions (¢ per unit)

FY	Jul	Aug	Sep	Oct	Nov	Dec	Jan	Feb	Mar	Apr	May	Jun	YTD
2025	4.1667	4.1667	5.0000	6.6667	5.1000	5.0000	5.2000	5.0000	5.0000	5.0000			50.3001
2024	3.5000	3.5000	3.5000	3.5000	3.5000	3.5000	3.5000	3.5000	3.5000	3.5000	3.5000	6.5000	45.0000
2023	3.0000	3.0000	3.0000	3.0000	3.0000	3.0000	3.5000	3.5000	3.5000	3.5000	3.5000	3.5000	39.0000
2022	3.0000	3.0000	3.0000	3.0000	3.0000	3.0000	3.0000	3.0000	3.0000	3.0000	3.0000	3.0000	36.0000
2021	-	-	-	-	-	-	-	-	-	3.0000	3.0000	3.0000	9.0000

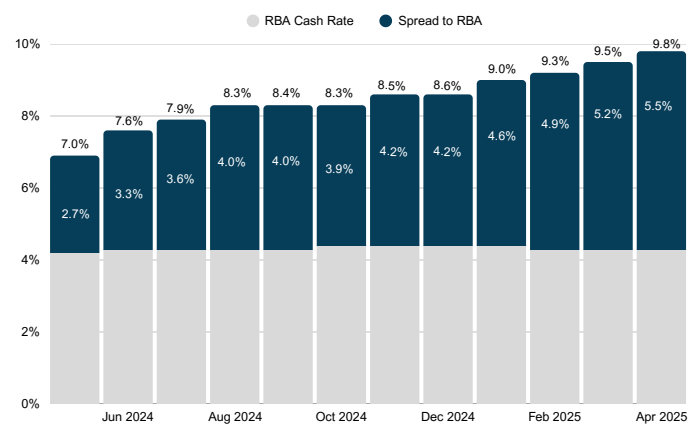
Net Return² (%)

FY	Jul	Aug	Sep	Oct	Nov	Dec	Jan	Feb	Mar	Apr	May	Jun	YTD
2025	0.87	1.15	0.79	0.65	0.86	0.82	0.96	0.81	0.84	0.79			8.54
2024	0.51	0.79	0.69	0.76	0.60	0.77	0.57	0.52	0.59	0.52	0.47	0.77	7.56
2023	0.51	0.51	0.49	0.51	0.51	0.67	0.64	0.57	0.62	0.60	0.72	0.20	6.54
2022	0.59	0.51	0.51	0.51	0.51	0.57	0.47	0.47	0.51	0.52	0.52	0.42	6.09
2021	-	-	-	-	-	-	-	-	-	0.52	0.49	0.51	1.52

Fund Performance² (%)

%	1mth	3mth	6mth	1yr	3yr	Incep ⁹
Net return	0.79	2.44	5.08	9.78	7.86	7.41
Target return ⁷	0.67	1.99	4.09	8.30	7.64	6.70
Distribution	0.84	2.52	5.10	10.14	7.86	7.38
RBA cash rate ⁸	0.34	1.01	2.11	4.30	3.64	2.70
Spread to RBA	0.50	1.51	2.99	5.84	4.22	4.68

Trailing 12-Month Net Returns



Notes: Past performance is not a reliable indicator of future performance. Numbers presented are subject to rounding.

1. As at close of business month end. 2. Net returns are calculated based on the average month end NAV's across the respective time periods. Returns are based on NAV unit price, after taking into account all fees and costs, does not assume reinvestment of distributions. Returns are annualised if over one year. No allowance has been made for entry fees or taxation. 3. Target return is RBA cash rate + 4.00% net of fees. The Target return represents a goal of the Fund, there is no guarantee this will be achieved. 4. The payment of monthly cash income is a goal of the Fund only and the Responsible Entity does not provide any representation or warranty (whether express or implied) in relation to the payment of any monthly cash income. 5. Represents total LVR of loans in the portfolio and cash, weighted by the Funds share of the underlying loan investments. 6. Weighted average to final maturity based on share of underlying loans and cash. 7. The Fund has targeted a 6.00% net return since the commencement of monthly distributions in April 2021, the Target return was updated to RBA cash rate +4.00% in September 2024, all historic returns are compared to the Fund's current Target return. 8. The Fund is a different class to cash which is displayed by the RBA cash rate, accordingly, the Fund is of a higher risk than an investment in cash. 9. 31 March 2021, being date of first loan deployment following 360 Capital FM Limited taking over management of the Fund. 10. Based on Forecast FY25 distribution estimated at \$0.62 per unit, subject to the timing of repayment of existing loan investments and redeployment of proceeds and any significant changes in the prevailing market and interest rate environment.

Disclaimer

This report has been issued and authorised for release by 360 Capital FM Limited ABN 15 090 664 396 AFSL 221474 (Responsible Entity) as responsible entity for 360 Capital Mortgage REIT ARSN 115 632 990 (TCF or Fund).

The information is general in nature only and does not take into account the investment objectives, financial situation or needs of any particular investor. It does not constitute financial, tax or legal advice, nor is it an offer, invitation or recommendation to subscribe or purchase a unit in TCF or any other financial product. Before making an investment decision, you should consider obtaining professional investment advice that takes into account your personal circumstances and should read the current Product Disclosure Statement (PDS), Target Market Determination (TDM) and any ASX announcements of the Fund. The PDS and TDM for the Fund can be obtained by visiting the Fund website www.360capital.com.au/tcf-investor-centre. Past performance is not a reliable indicator of future performance. The Responsible Entity does not guarantee repayment of capital or any particular rate of return from the Fund. All opinions and estimates included in this report constitute judgements of the Responsible Entity at the date of the report and are subject to change without notice.

Whilst every effort has been made to ensure the information contained in this report is accurate, no warranty is given to its accuracy, reliability or completeness and persons relying on this information do so at their own risk. The Responsible Entity and its related bodies corporate and other affiliates and their respective directors, employees, consultants and agents make no representation or warranty as to the accuracy, completeness, timeliness or reliability of the contents of this report. To the maximum extent permitted by law, no member of the Responsible Entity accepts any liability (including, without limitation, any liability arising from fault or negligence on the part of any of them) for any loss whatsoever arising from the use of this report or its contents or otherwise arising in connection with it.